

Alchip™-MXB Series

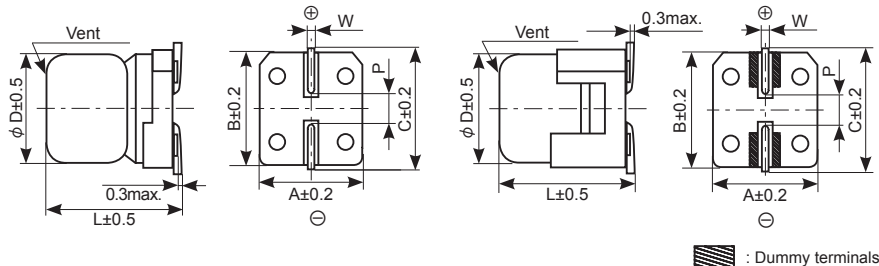
- Endurance : 1,000 hours at 150°C
- Rated voltage range : 25 & 35V, Nominal capacitance range : 330 to 2,400μF
- For automobile modules and other high temperature applications.
- Solvent resistant type.
- Vibration resistant structure.
- RoHS2 Compliant
- AEC-Q200 compliant : Please contact Chemi-Con for more details, test data, information.

SPECIFICATIONS

Items	Characteristics			
Category	-40 to +150°C			
Temperature Range				
Rated Voltage Range	25 & 35Vdc			
Capacitance Tolerance	±20% (M) (at 20°C , 120Hz)			
Leakage Current	I=0.03CV or 4μA, which is greater. Where, I : Max. leakage current (μA), C : Nominal capacitance (μF), V : Rated voltage (V) (at 20°C after 2 minutes)			
Dissipation Factor (tan δ)	Rated voltage (Vdc)	25V	35V	
	tan δ (Max.)	0.16	0.14	
	When nominal capacitance exceeds 1,000μF, add 0.02 to the value above for each 1,000μF increase. (at 20°C , 120Hz)			
Low Temperature Characteristics (Max. Impedance Ratio)	Rated voltage (Vdc)	25V	35V	
	Z(-25°C)/Z(+20°C)	2	2	
	Z(-40°C)/Z(+20°C)	4	3	(at 120Hz)
Endurance	The following specifications shall be satisfied when the capacitors are restored to 20°C after the rated voltage is applied for 1,000 hours at 150°C.			
	Capacitance change	≤ ±30% of the initial value		
	D.F. (tan δ)	≤ 300% of the initial specified value		
	Leakage current	≤ The initial specified value		
Shelf Life	The following specifications shall be satisfied when the capacitors are restored to 20°C after exposing them for 1,000 hours at 150°C without voltage applied. Before the measurement, the capacitor shall be preconditioned by applying voltage according to Item 4.1 of JIS C 5101-4.			
	Capacitance change	≤ ±30% of the initial value		
	D.F. (tan δ)	≤ 300% of the initial specified value		
	Leakage current	≤ The initial specified value		

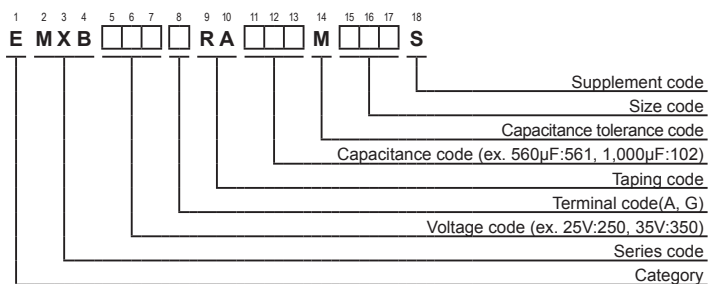
DIMENSIONS [mm]

- Terminal Code : A
- Size code : KE0 to MN0
- Terminal Code : G(Vibration resistant structure)
- Size code : KE0 to MN0



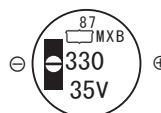
▨ : Dummy terminals

PART NUMBERING SYSTEM



MARKING

EX) 35V330μF



Product specifications in this bulletin are subject to change without notice. Request our product specifications before purchase and/or use. Please use our products based on the information contained in this bulletin and product specifications. Please contact us for mass production schedule.

Alchip™-**MXB** Series

◆ STANDARD RATINGS

VV (Vdc)	Cap (μF)	Size code	ESR (Ω max. / 100kHz)		Rated ripple current (mA rms/150°C, 100kHz)	Part No.
			20°C	-40°C		
25	560	KE0	0.14	2.1	860	EMXB250□RA561MKE0S
	750	KG5	0.11	1.5	1,000	EMXB250□RA751MKG5S
	1,000	LH0	0.10	1.5	1,120	EMXB250□RA102MLH0S
	1,500	MH0	0.10	1.5	1,210	EMXB250□RA152MMH0S
	1,800	LN0	0.058	0.87	1,460	EMXB250□RA182MLN0S
	2,400	MN0	0.058	0.87	1,560	EMXB250□RA242MMN0S
35	330	KE0	0.27	8.1	670	EMXB350□RA331MKE0S
	390	KG5	0.21	6.3	800	EMXB350□RA391MKG5S
	560	LH0	0.16	4.8	920	EMXB350□RA561MLH0S
	750	MH0	0.13	3.9	1,000	EMXB350□RA751MMH0S
	910	LN0	0.10	3.0	1,260	EMXB350□RA911MLN0S
	1,200	MN0	0.084	1.7	1,320	EMXB350□RA122MMN0S

□ :Enter the appropriate terminal code.

◆ RATED RIPPLE CURRENT MULTIPLIERS

● Frequency Multipliers

Capacitance (μF)	Frequency (Hz)	120	1k	10k	100k
330 to 560		0.50	0.85	0.94	1.00
750 to 1,800		0.60	0.87	0.95	1.00
2,400		0.75	0.90	0.95	1.00

Please contact us for lifetime estimation.