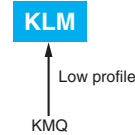


KLM Series

- 15mm height snap-ins
- Endurance with ripple current : 2,000 hours at 105°C
- Non solvent resistant type
- RoHS Compliant

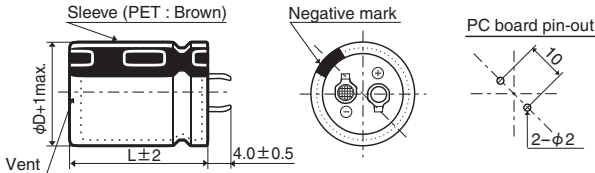


◆ SPECIFICATIONS

Items	Characteristics	
Category Temperature Range	-25 to +105°C	
Rated Voltage Range	160 to 400V _{dc}	
Capacitance Tolerance	±20% (M) (at 20°C, 120Hz)	
Leakage Current	I ≤ 3√CV Where, I : Max. leakage current (µA), C : Nominal capacitance (µF), V : Rated voltage (V) (at 20°C after 5 minutes)	
Dissipation Factor (tan δ)	Rated voltage (V _{dc})	160 to 400V
	tan δ (Max.)	0.20 (at 20°C, 120Hz)
Low Temperature Characteristics (Max. Impedance Ratio)	Rated voltage (V _{dc})	160 to 400V
	Z (-25°C)/Z (+20°C)	4 (at 120Hz)
Endurance	The following specifications shall be satisfied when the capacitors are restored to 20°C after subjected to DC voltage with the rated ripple current is applied (the peak voltage shall not exceed the rated voltage) for 2,000 hours at 105°C.	
	Capacitance change	≤ ±20% of the initial value
	D.F. (tan δ)	≤ 200% of the initial specified value
	Leakage current	≤ The initial specified value
Shelf Life	The following specifications shall be satisfied when the capacitors are restored to 20°C after exposing them for 1,000 hours at 105°C without voltage applied. Before the measurement, the capacitor shall be preconditioned by applying voltage according to Item 4.1 of JIS C 5101-4.	
	Capacitance change	≤ ±15% of the initial value
	D.F. (tan δ)	≤ 150% of the initial specified value
	Leakage current	≤ The initial specified value

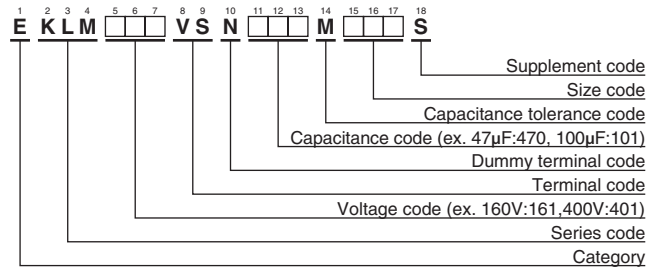
◆ DIMENSIONS [mm]

- Terminal Code : VS



The standard design has no plastic disc.

◆ PART NUMBERING SYSTEM



Please refer to "Product code guide (snap-in type)"

◆ STANDARD RATINGS

WV (V _{dc})	Cap (µF)	Case size φD×L(mm)	tan δ	Rated ripple current (Arms/105°C, 120Hz)	Part No.
160	150	22×15	0.20	0.68	EKLM161VSN151MP15S
	180	25.4×15	0.20	0.79	EKLM161VSN181MQ15S
	220	25.4×15	0.20	0.88	EKLM161VSN221MQ15S
	270	30×15	0.20	0.96	EKLM161VSN271MR15S
	330	30×15	0.20	1.06	EKLM161VSN331MR15S
180	390	35×15	0.20	1.20	EKLM161VSN391MA15S
	120	22×15	0.20	0.61	EKLM181VSN121MP15S
	150	25.4×15	0.20	0.73	EKLM181VSN151MQ15S
	180	25.4×15	0.20	0.79	EKLM181VSN181MQ15S
	220	30×15	0.20	0.86	EKLM181VSN221MR15S
200	270	30×15	0.20	0.96	EKLM181VSN271MR15S
	330	35×15	0.20	1.10	EKLM181VSN331MA15S
	390	35×15	0.20	1.17	EKLM181VSN391MA15S
	120	22×15	0.20	0.61	EKLM201VSN121MP15S
	150	25.4×15	0.20	0.73	EKLM201VSN151MQ15S
200	180	30×15	0.20	0.79	EKLM201VSN181MR15S
	220	30×15	0.20	0.86	EKLM201VSN221MR15S
	270	30×15	0.20	0.96	EKLM201VSN271MR15S
	330	35×15	0.20	1.10	EKLM201VSN331MR15S
	390	35×15	0.20	1.17	EKLM201VSN391MR15S
	82	22×15	0.20	0.50	EKLM251VSN820MP15S
	100	25.4×15	0.20	0.59	EKLM251VSN101MQ15S
	120	25.4×15	0.20	0.65	EKLM251VSN121MQ15S
	150	30×15	0.20	0.71	EKLM251VSN151MR15S
	180	30×15	0.20	0.79	EKLM251VSN181MR15S
250	220	35×15	0.20	0.90	EKLM251VSN221MA15S
	39	22×15	0.20	0.35	EKLM401VSN390MP15S
	47	25.4×15	0.20	0.40	EKLM401VSN470MQ15S
	56	25.4×15	0.20	0.44	EKLM401VSN560MQ15S
	68	30×15	0.20	0.46	EKLM401VSN680MR15S
	82	30×15	0.20	0.51	EKLM401VSN820MR15S
	100	35×15	0.20	0.56	EKLM401VSN101MA15S
	120	35×15	0.20	0.62	EKLM401VSN121MA15S

◆ RATED RIPPLE CURRENT MULTIPLIERS

- Frequency Multipliers

Frequency (Hz)	50	120	300	1k	10k	50k
160 to 250V _{dc}	0.81	1.00	1.17	1.32	1.45	1.50
400V _{dc}	0.77	1.00	1.16	1.30	1.41	1.43

The endurance of capacitors is reduced with internal heating produced by ripple current at the rate of halving the lifetime with every 5°C rise. When long life performance is required in actual use, the rms ripple current has to be reduced.